



Ordering Information:

Absolute Maximum Ratings $T_C = 25$

Parameter	Symbol	Rating	Unit
------------------	---------------	---------------	-------------



Fig.1 Gate-Charge Characteristics

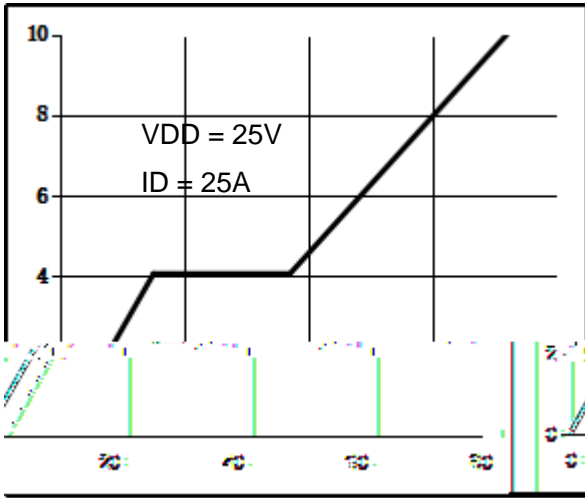


Fig.2 Capacitance Characteristics

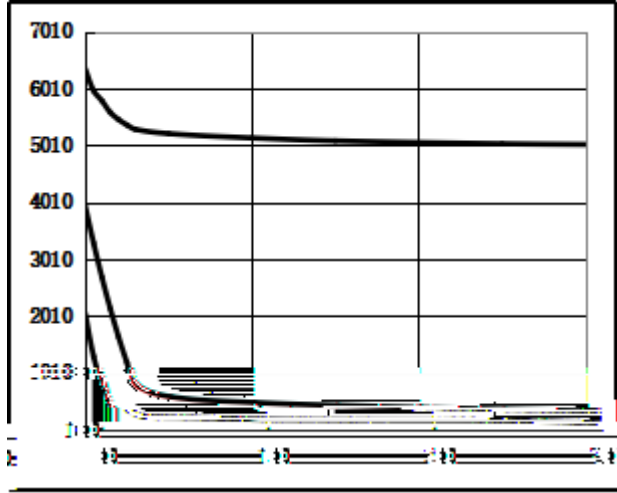


Fig.3 Power Dissipation

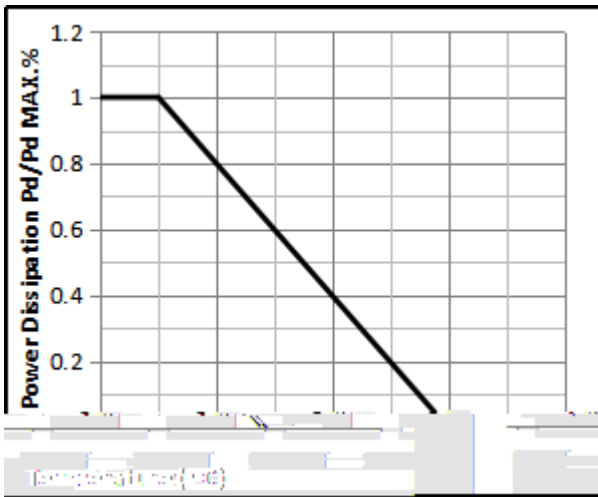


Fig.4 Typical output Characteristics

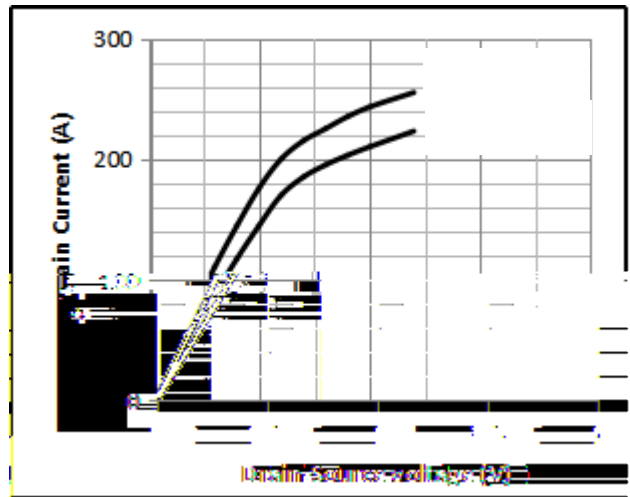


Fig.5 Threshold Voltage V.S Junction Temperature

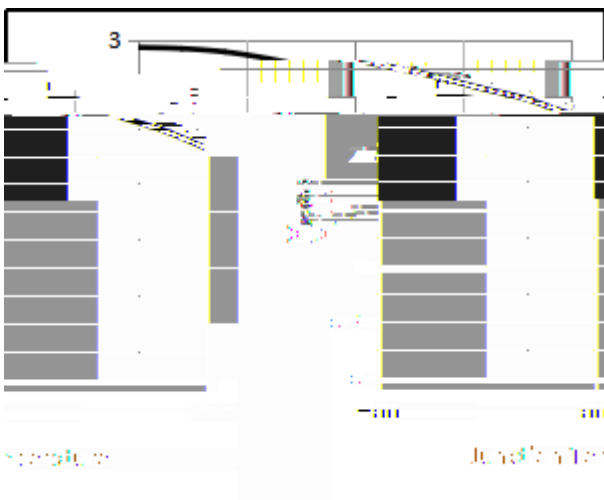
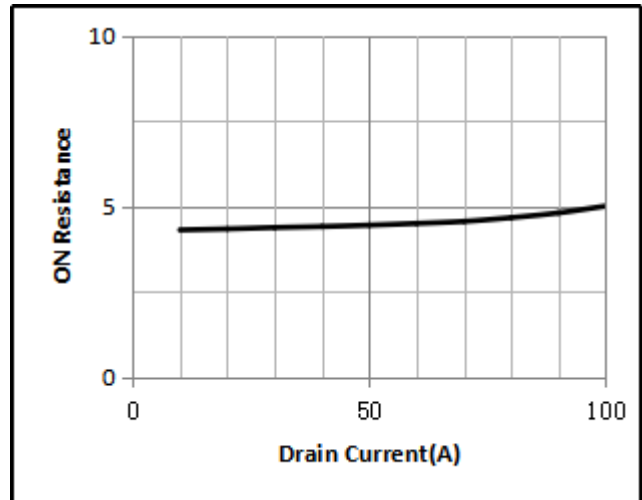


Fig.6 Resistance V.S Drain Current







Dimensions (TO-220)

Unit mm

SYMBOL	min	nom	max	SYMBOL	min	nom	max
A	1.00		1.27	E	8.90		10.70
B	1.45	B ₁	1.00	F	1.40		1.10
b	1.50	b ₁	0.65	L	1.00		1.250
c	4.00	c	0.35	L ₁	0.75		3.00
D	3.00	D	15.00	Q	6.50		2.50
P	2.50		3.00	Q ₁	5.90		6.90
	3.30		3.30	φ			

