



T_C =25

Parameter	Symbol	Rating	Unit
Drain-Source Voltage	V _{DS}	60	V
Gate-Source Voltage	V _{GS}	±20	V
Continuous Drain Current	I _{D@TC=25}	25	A
	I _{D@TC=75}	19	A
	I _{D@TC=100}	15.8	A
Pulsed Drain Current	I _{DM}	50	A
Total Power Dissipation(TC=25)	P _{D@TC=25}	50	W
Total Power Dissipation(TA=25)		1.25	W

Operating /Span 4. MCIDp14. T7(urF2 10

**Thermal resistance**

Parameter	Symbol	Min.	Typ.	Max.	Unit
Thermal resistance, junction - case	R_{thJC}	-	-	2.4	$^{\circ}C/W$
Thermal resistance, junction - ambient	R_{thJA}	-	-	65	$^{\circ}C/W$
Soldering temperature, wavesoldering for 10s	T_{sold}	-	-	265	$^{\circ}C$

Parameter	Symbol	Condition	Min.	Typ	Max.	Unit
Drain-Source Breakdown Voltage	BV_{DSS}	$V_{GS}=0V, I_D=250\mu A$	60			V
Gate Threshold Voltage	$V_{GS(TH)}$	$V_{GS}=V_{DS}, I_D=250\mu A$	1.2	1.8	2.5	V
Drain-Source Leakage Current	I_{DSS}	$V_{DS}=60V, V_{GS}=0V$			1.0	μA
Gate- Source Leakage Current	I_{GSS}	$V_{GS}=\pm 20V, V_{DS}=0V$			100	nA
Static Drain-source On Resistance		$V_{GS}=10V, I_D=12A$				
		$V_{GS}=4.5V, I_D=6A$				
Forward Transconductance	g_{FS}	$V_{DS}=25V, I_D=10A$				
Source-drain voltage	V_{SD}	$I_S=12A$				

Parameter	Symbol	Condition	Min.	Typ	Max.	Unit
Input capacitance	C_{iss}	f = 1MHz	-	1430	-	pF
Output capacitance	C_{oss}		-	160	-	
Reverse transfer capacitance	C_{rss}		-	115	-	

Gate Charge characteristics($T_a = 25$)

Parameter	Symbol	Condition	Min.	Typ	Max.	Unit
Total gate charge	Q_g	$V_{DD} = 25V$ $I_D = 5A$ $V_{GS} = 10V$	-	25	-	nC
Gate - Source charge	Q_{gs}		-	4	-	
Gate - Drain charge	Q_{gd}		-	9	-	

Note:

;



Fig.1

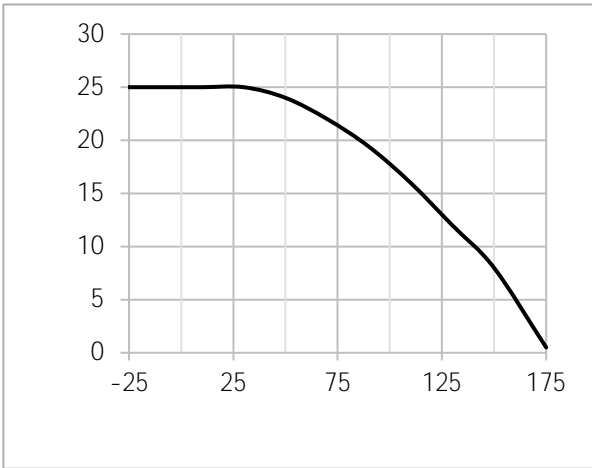


Fig.2 Typical output Characteristics

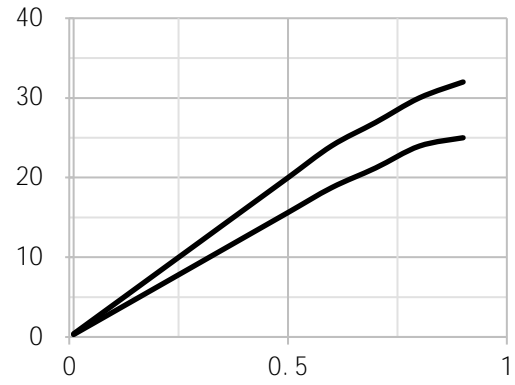


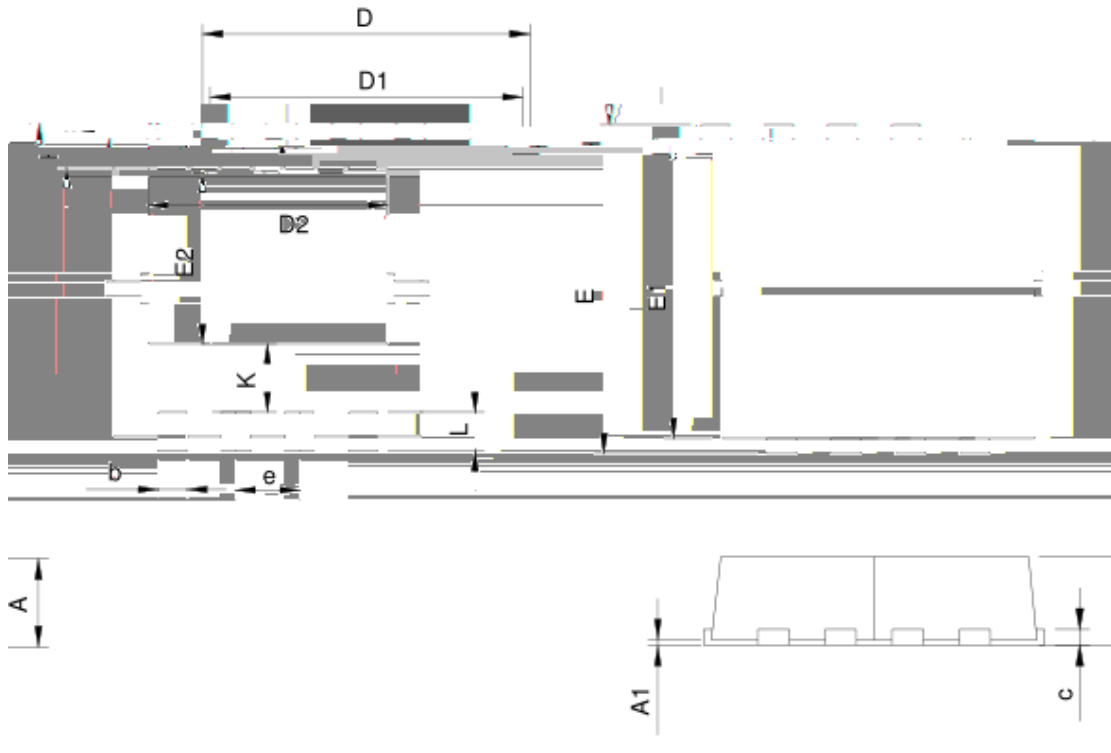
Fig.3 Threshold Voltage V.S Junction Temperature

Fig.4 Resistance V.S Drain Current



sions(DFN3x3)

Unit mm



DFN3.3x3.3-8		RECOMMENDED LAND PATTERN			
		METERS		MILS	
		MIN.	MAX.	MIN.	MAX.
A	0.70	1.00	0.028	0.039	
A1	0.00	0.05	0.000	0.002	
b	0.25	0.35	0.010		
c	0.14	0.20	0.006		
D	3.10	3.50	0.122		
D1	3.05	3.25	0.120		
D2	2.35	2.55	0.093	0.100	
E	3.10	3.50	0.122	0.138	
E1	2.90	3.10	0.114	0.122	
e	0.65 BSC	0.013	0.020		
H	0.32	0.52	0.013	0.020	
K	0.59	0.79	0.023	0.031	
L	0.25	0.35	0.010	0.022	

UNIT: mm